



**PRODUCT INFORMATION** S800-Schrank-4-6\_TY\_EN - 13.10.2017 - [www.vs-furniture.com](http://www.vs-furniture.com)

## Serie 800 Cabinets and wardrobe cabinets with one wing door, 40 to 60 cm wide.

Element cabinet (for details, see table) in the height units 2, 3, 4, 5 and 6 FH.

Type: Wing-door cabinet.






Front consisting of a single-wing door hung on the left or right with bow-type handle, inset-type handle or knob handle.

Locking system optionally with cylinder or turnknob locks.

Interior equipment consisting of adjustable shelf inserts and/or according to the depth and width dimensions with wardrobe racks, drawers or hooks on the screwed wardrobe base.

Erection: Models from a height of 197 cm or models with drawers and/or pullouts (DGUV Regel 108-007) must be secured to the wall or floor.

The following material groups are available to choose from: Body and bases made of LIGNOpal: L3; Front made of LIGNOpal: L3; Front veneered: F1.

						
<b>Serie 800</b>	H (in cm for standard base) =	84,5 2FH	122,0 3FH	159,5 4FH	197,0 5FH	234,5 6FH
<b>D=42,5</b>	W= 40 cm	<b>44000</b>	<b>44001</b>	<b>44002</b>	<b>44003</b>	<b>44005</b>
	W= 50 cm	<b>44100</b>	<b>44101</b>	<b>44102</b>	<b>44103</b>	<b>44105</b>
	W= 60 cm	<b>44200</b>	<b>44201</b>	<b>44202</b>	<b>44203</b>	<b>44205</b>
<b>D=58,0</b>	W= 40 cm	<b>44300</b>	<b>44301</b>	<b>44302</b>	<b>44303</b>	<b>44305</b>
	W= 50 cm	<b>44400</b>	<b>44401</b>	<b>44402</b>	<b>44403</b>	<b>44405</b>
	W= 60 cm	<b>44500</b>	<b>44501</b>	<b>44502</b>	<b>44503</b>	<b>44505</b>
	Adjustable shelf inserts	1	2	3	4	5
	Locks	1	1	1	1	1