



PRODUCT INFORMATION S500-Schrank_TY_US - 22.11.2021 - www.vsamerica.com









Series 500 Shelving cabinet (base element).

Construction of glued bodies which can be combined next to and on top of each other into wall units (see product info for add-on element). Base made of 3/8" chipboard or 1 5/8" sheet steel.

Body of melamine-resin-coated chipboard with glued-on plastic edge, rows of holes and concealed adjustable feet. Back panel made from chipboard or from acoustically effective microperforated sheet and with top cover.

Interior equipment with adjustable shelf inserts.

The following material groups are available to choose from: Roller cover made of plastic: C(astral silver, white); Body and bases made of chipboard: L6; Cover top veneered: F1.

	*with 3/8" socket								
Series 500	h	14 3/4* 10H	29 1/2* 20H	44 3/8* 30H	59 1/8* 40H	73 7/8* 50H			
d 16 3/4 (inside 13 1/4)	w= 16 3/4 (inside 15 1/4)	42301	42302	42303	42304	42305			
	w= 33 1/2 (inside 32)	42306	42307	42308	42309	42310			
	w= 47 1/4 (inside 22 1/2+22 1/2)			42312	42313	42314	42315		
	w= 64 1/4 (inside 31+31)			42317	42318				
d 18 7/8 (inside 15 3/4)	w= 16 3/4 (inside 15 1/4)	42401	42402	42403	42404	42405			
	w= 33 1/2 (inside 32)	42406	42407	42408	42409	42410			
	w= 47 1/4 (inside 22 1/2+22 1/2)			42412	42413	42414	42415		
	w= 64 1/4 (inside 31+31)			42417	42418				
Shelves	-	1	2	2	4	3	6	4	8