



**PRODUCT INFORMATION** S800-KSchrank-4-6\_TY\_US - 22.11.2021 - [www.vsamerica.com](http://www.vsamerica.com)

## Series 800 Combination cabinets and combination shelves (wide: 15.75 - 23.6).

Element cabinet (for details, see table) in the height units 5 and 6 FH.





Type: Combined shelving and wing-door cabinets, each with a fixed construction base for vertical body division. Front open or consisting of 2 single-wing doors hung on the left or right with bow-type handles, inset-type handles or knob handles.

Locking system optionally with cylinder or turnknob locks.

Interior equipment consisting of adjustable shelf inserts.

Construction: Models from a height of 77.625 or models with drawers and/or pullouts (DGUV Regel 108-007) must be secured to the wall or floor.

The following material groups are available to choose from: Body and bases made of chipboard: L6; Front made of chipboard: L3; Front veneered: F1.

									
<b>Series 800</b>	H (in inches for standard base) =	77 <sup>5</sup> / <sub>8</sub> 2+3FH (Shelf)		77 <sup>5</sup> / <sub>8</sub> 2+3FH	92 <sup>3</sup> / <sub>8</sub> 2+4FH		92 <sup>3</sup> / <sub>8</sub> 4+2FH		
<b>D=16<sup>3</sup>/<sub>4</sub></b>	W= 15 <sup>3</sup> / <sub>4</sub> "	<b>44004</b>			<b>44008</b>	<b>44006</b>	<b>44007</b>		
	W= 19 <sup>3</sup> / <sub>4</sub> "	<b>44104</b>			<b>44108</b>	<b>44106</b>	<b>44107</b>		
	W= 23 <sup>5</sup> / <sub>8</sub> "	<b>44204</b>			<b>44208</b>	<b>44206</b>	<b>44207</b>		
<b>D=22<sup>7</sup>/<sub>8</sub></b>	W= 15 <sup>3</sup> / <sub>4</sub> "	<b>44304</b>			<b>44308</b>	<b>44306</b>	<b>44307</b>		
	W= 19 <sup>3</sup> / <sub>4</sub> "	<b>44404</b>			<b>44408</b>	<b>44406</b>	<b>44407</b>		
	W= 23 <sup>5</sup> / <sub>8</sub> "	<b>44504</b>			<b>44508</b>	<b>44506</b>	<b>44507</b>		
	Adjustable shelf inserts	3			4	4	4		
	Locks	1			1	2	2		