



PRODUCT INFORMATION Shift-p-LSchrank2_TY_EN - 03.12.2019 - www.vs-furniture.com

Shift+ Landscape Mobile cabinet elements with doors for specialist rooms.

Structure of glued linear bodies on a steel cross-member with 4 technical casters, 2 of which are lockable. Optional with 4 adjustable feet.

Body of melamine-resin-coated LIGNOpal chipboards with glued-on plastic edge. With glued center walls for partitioning the bodies. With rows of holes (25 mm) for adjustable shelf inserts and a perforated-plate back panel. Partly with plastic boxes/trays on guide rails (see table).

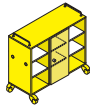
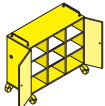
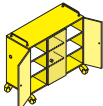
Front consisting of 1, 2 or 3 wing doors with bow-type handle, inset-type handle or handle knob (see table).

Locking system optionally with cylinder or turn-knob locks.

Function: Optional with magnets on the outer sides for docking further cabinet elements.

Push-handles (optional) made of steel on the top of the body.

The following material groups are available to choose from: Body made of LIGNOpal: L4; Perforated-plate: M1; Gratnell plastic box: C3.

						
Shift+ Landscape	h Body (h Total) = 91,5 (96,9)	45324	45323	45328	45322	45327
	h Body (h Total) = 110,2 (115,6)		45329			
w Body				105,5		
d Body				42,5		
Number of boxes (h 7,5/15)	24/12	30/15	24/12	30/15	24/12	30/15
Number of doors	1		2		3	
Number of insertable shelves			6			